

Low-E CARD[®]

COATING DETECTOR

#AE2200

disposable after 1,000 tests





Low-ECARD.com

AE2200 Low-E CARD® provides a simple and convenient way to determine if there is a Low-E coating present on a piece of glass.


OPERATING INSTRUCTIONS

1. Place the Low-E CARD® flat against the glass as shown.
2. Using one finger, press the power button. *Do not touch the Low-E CARD® or glass with other fingers or your hands.*



Low-E  Present  Red LED indicates presence of Low-E on nearest piece of glass.



 Green power light indicates there is no Low-E present on nearest piece of glass.

For double pane windows, test the first piece of glass then place the card on the other side of the window to complete the test.

One button press = one test. After 1,000 tests, the Low-E CARD® will stop functioning and may be disposed of responsibly.



Low-ECARD.com